

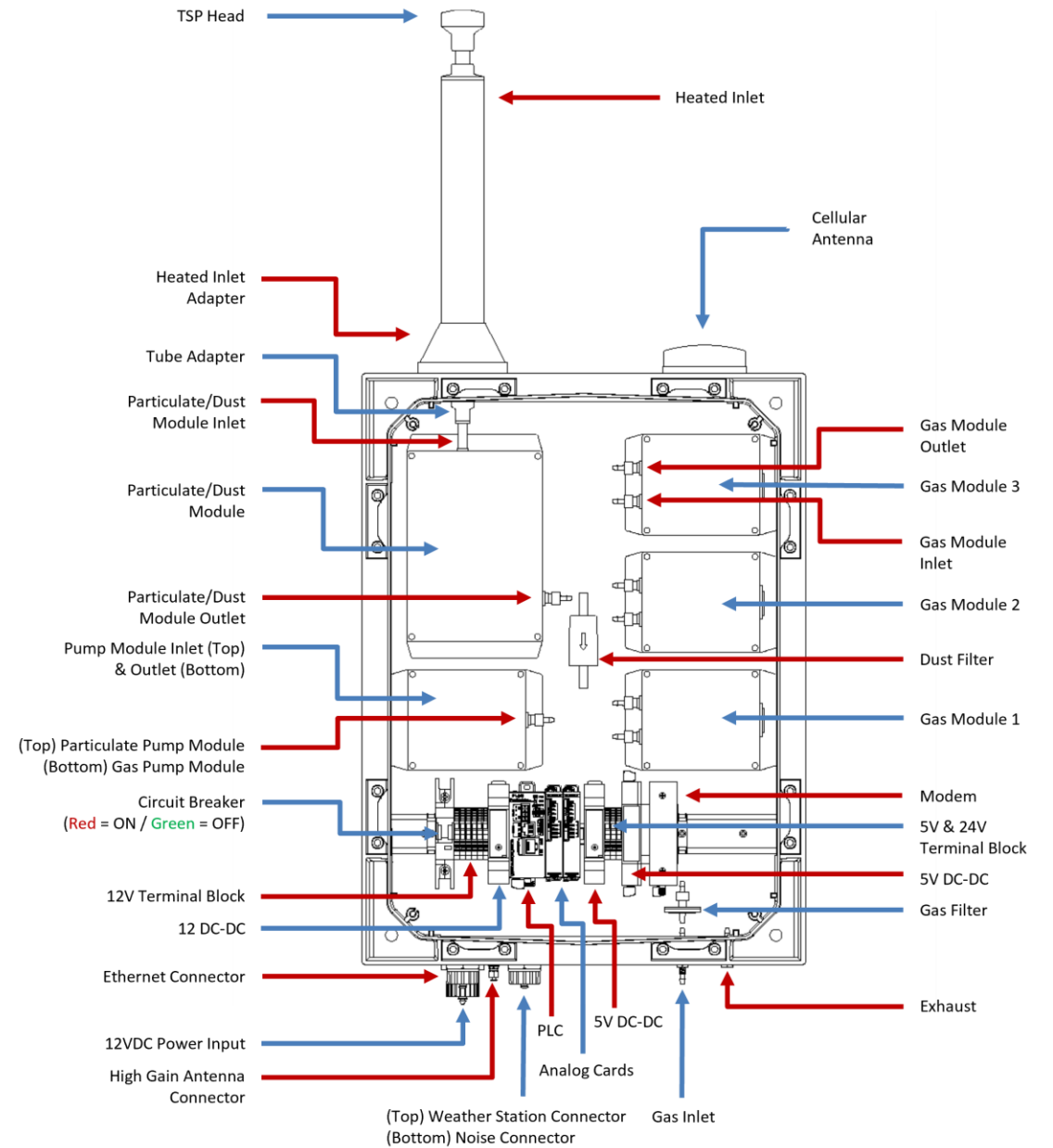

# AirMetER-AX

## FOUR-FAITH HIGH GAIN ANTENNA SETUP GUIDE

Revision | August 2023





# LAYOUT OVERVIEW



Note: Images may differ depending on the model.

# HIGH GAIN ANTENNA SETUP

1. AirMetER-AX instruments have an external high gain antenna built in by default.
2. Disconnect the built in antenna from the modem's cellular port, and connect the antenna extender labelled high gain to the same cellular port.
3. The external port for the high gain antenna can now be utilised by attaching and positioning the antenna in the direction with the best reception.



# CONTACT US

## NEED HELP?

If you have any questions or require troubleshooting while using this guide, our team are here to assist you. Please feel free to contact us at any of the following means:

 1800 000 744

 [engineeredolutions@airmet.com.au](mailto:engineeredolutions@airmet.com.au)

 [www.airmet.com.au](http://www.airmet.com.au)

Alternatively, scan the QR code to locate your nearest Air-Met Scientific office.

