




863 Valley View Road, Eighty Four, PA 15330
724-941-9701
skcinc.com

Stick-to-it
Lift Tape for Surface Sampling
Cat. Nos. 225-9808 and 225-9809
Operating Instructions



1. Remove slide from slide mailer.
2. Document the sample location and other required information for the laboratory.
3. Peel off protective liner from slide to expose adhesive. (Pull liner from top down for best results.)
4. Place slide adhesive side down on the surface to be sampled.
5. Gently press down to ensure contact is made.
6. Carefully remove slide from surface and place back into slide mailer.
7. Send slide to laboratory for analysis.

SKC Limited Warranty and Return Policy

SKC products are subject to the SKC Limited Warranty and Return Policy, which provides SKC's sole liability and the buyer's exclusive remedy. To view the complete SKC Limited Warranty and Return Policy, go to skcinc.com/warranty.


skcinc.com

Form 40065 Rev 220707



863 Valley View Road, Eighty Four, PA 15330
724-941-9701
skcinc.com

Stick-to-it
Lift Tape for Surface Sampling
Cat. Nos. 225-9808 and 225-9809
Operating Instructions



1. Remove slide from slide mailer.
2. Document the sample location and other required information for the laboratory.
3. Peel off protective liner from slide to expose adhesive. (Pull liner from top down for best results.)
4. Place slide adhesive side down on the surface to be sampled.
5. Gently press down to ensure contact is made.
6. Carefully remove slide from surface and place back into slide mailer.
7. Send slide to laboratory for analysis.

SKC Limited Warranty and Return Policy

SKC products are subject to the SKC Limited Warranty and Return Policy, which provides SKC's sole liability and the buyer's exclusive remedy. To view the complete SKC Limited Warranty and Return Policy, go to skcinc.com/warranty.

skcinc.com

Form 40065 Rev 220707

NEED HELP?



SCAN OR CLICK HERE TO CONTACT US




airmet
Air-Met Scientific
www.airmet.com.au



863 Valley View Road, Eighty Four, PA 15330
724-941-9701
skcinc.com

Stick-to-it
Lift Tape for Surface Sampling
Cat. Nos. 225-9808 and 225-9809
Operating Instructions



1. Remove slide from slide mailer.
2. Document the sample location and other required information for the laboratory.
3. Peel off protective liner from slide to expose adhesive. (Pull liner from top down for best results.)
4. Place slide adhesive side down on the surface to be sampled.
5. Gently press down to ensure contact is made.
6. Carefully remove slide from surface and place back into slide mailer.
7. Send slide to laboratory for analysis.

SKC Limited Warranty and Return Policy

SKC products are subject to the SKC Limited Warranty and Return Policy, which provides SKC's sole liability and the buyer's exclusive remedy. To view the complete SKC Limited Warranty and Return Policy, go to skcinc.com/warranty.


skcinc.com

Form 40065 Rev 220707



863 Valley View Road, Eighty Four, PA 15330
724-941-9701
skcinc.com

Stick-to-it
Lift Tape for Surface Sampling
Cat. Nos. 225-9808 and 225-9809
Operating Instructions



1. Remove slide from slide mailer.
2. Document the sample location and other required information for the laboratory.
3. Peel off protective liner from slide to expose adhesive. (Pull liner from top down for best results.)
4. Place slide adhesive side down on the surface to be sampled.
5. Gently press down to ensure contact is made.
6. Carefully remove slide from surface and place back into slide mailer.
7. Send slide to laboratory for analysis.

SKC Limited Warranty and Return Policy

SKC products are subject to the SKC Limited Warranty and Return Policy, which provides SKC's sole liability and the buyer's exclusive remedy. To view the complete SKC Limited Warranty and Return Policy, go to skcinc.com/warranty.

skcinc.com

Form 40065 Rev 220707