




Distributed by:  
Air-Met Scientific Pty Ltd  
Air-Met Sales/Service  
P: 1800 000 744  
F: 1800 000 744  
E: sales@airmet.com.au

Air-Met Rental  
P: 1300 137 067  
E: hire@airmet.com.au  
W: www.airmet.com.au

# QUICK START GUIDE

AcustiCal AC-300 Calibrator







On/Off/Enter key

- + Press to power on
- + Press again to change to 250 Hz if applicable
- + Press to power off



## Calibration

1. Insert the microphone (with the cal adapter if needed) into the calibrator cavity ensuring the microphone and adapter are fully seated (or inserted).  
*Note: the ambient noise level should be less than 88 dBA.*
2. Power on the AcustiCal by pressing the  key and allow at least 10 seconds to stabilize.
  - + 1000 Hz at 114 dB will be displayed.
  - + If setting to 250Hz at 114 dB, press  key.
3. Perform the calibration.
  - + Reference the instrument's user manual for additional details.
4. To power off, press the  key.  
*Note: an auto-power off will occur after 4 minutes from the last key press.*
5. Press and hold the  key for 2 seconds (approximately) to power off.



Quest is a trademark, and TSI and the TSI logo are registered trademarks of TSI Incorporated.



**TSI Incorporated** - Visit our website [www.tsi.com](http://www.tsi.com) for more information.

### North America and Asia Pacific

**Telephone:** +1 800-680-1220 (USA)  
+1 651-490-2860 (Outside USA)

**Fax:** +1 651-490-3824

**E-mail:** [technical.services@tsi.com](mailto:technical.services@tsi.com)

### Europe, Middle East, and Africa

**Telephone:** +49 241-52303-0

**Fax:** +49 241 52303-49

**E-mail:** [tsigmbh@tsi.com](mailto:tsigmbh@tsi.com)