

Narda EMF Monitors

Frequency selective area monitoring

The Area monitor family products are revolutionary, accurate and reliable solutions for remote and continuous monitoring of electromagnetic fields.

Narda AMS-8063 is equipped with exclusive field analyzer having high sensitivity, accuracy and reliability, it combines a tried and tested measurement method with spectrum analysis.

Their robust construction is perfect for long-term outdoor installation with protective case made of material that is transparent to EMF and designed to house the fields analyzer and the data transmission devices.

- › Frequency range 9 kHz to 30 MHz
- › Built in spectrum analyzer for monitoring up to 100 user defined frequencies
- › Simultaneous monitoring of electric and magnetic fields
- › Fully autonomous operation:
 - › Solar panel or permanent power network connection
 - › Wi-Fi or optical fibre or RS232 communication
 - › Automatic data transfer
- › Suitable LW, MW and SW broadcasting antenna installations
- › Easy software for spectrum analysis
- › Low weight, robust design, compact size for indoor and outdoor operations

ITU-T K.83
compliant




Area Monitor AMS-8063/00
with Solar Panel

Minimum outlay, maximum result

An EMF monitoring system is made up from a series of EMF monitors installed wherever the EMF presence needs to be assessed continuously or by long term observation. The EMF monitors store the data and report them using conventional mobile data communication at set time intervals to a central unit, e.g. PC or data server. The system size can range from a single location up to countrywide coverage.

Narda EMF monitors combine all the features that are essential for this purpose: autonomy, outdoor usability, mobility, robustness, and low operating costs.

You can be certain to find the ideal solution for every area of application with Narda. And you can depend on its reliability, thanks to our decades of experience coupled with cutting edge technology, backed up by our own certified calibration laboratory.



The AMS-8063 Series

The frequency selective area monitoring system AMS-8063 is a reliable, accurate solution for monitoring remotely electromagnetic fields in the frequency range from 9 kHz to 30 MHz, by measuring separately the electric and magnetic components as total value of the field strength and as frequency selective spectrum analysis.

Its unique features make the AMS-8063 particularly suitable for monitoring the exposure levels in proximity of LW, MW and SW broadcasting antenna installations. The information obtained contribute to evaluating the antenna efficiency too.

The electric and magnetic field strengths are measured at regular intervals and sent to a central data logging and control unit based on a PC, which provides the mass memory for all AMS-8063 units installed in the local network.

The **AMS-8063/00** model employs a Wi-Fi Serial Converter, facilitating the seamless connection of the system to a WLAN network via the TCP/IP protocol, ensuring efficient data transmission.

The **AMS-8063/01** model exclusively supports connectivity to a PC through an RS232 cable, offering a reliable and direct communication option for your specific requirements.

The **AMS-8063/02** model necessitates the use of permanent power network connection and an interface box, available separately, which enables extended optical connections even over 200 meters. Additionally the interface box, it supports multiple connections for up to five stations, enhancing its versatility and suitability for various applications.

Unit designation	AMS-8063/00	AMS-8063/01	AMS-8063/02
Solar panel	●	●	
Back up battery pack	●	●	●
Wi-Fi	●		
RS232		●	
Optical link			●
Wall mounting kit	●	●	●


Electric & Magnetic Field Analyzer

The sensing and analyzer assembly is contained in a small, cubic housing of about 10 cm size, together with the analog - digital conversion, digital receiver and CPU control unit for optimal isotropic and rejection of internally generated signals.

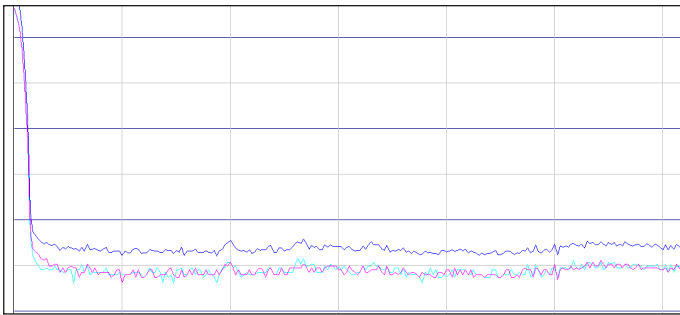
Fields are detected by 3 sensors in a X, Y, Z configuration for both electric and magnetic fields.

The architecture of these sensors guarantees an optimal sensitivity and anisotropy.

The power supply is provided by a Ni-Mh battery, installed internally to the cubic housing.



The electromagnetic field analyzer



Remote spectrum analysis

Station: 1234567800 Reading : 1 Frequency: 1 MHz; [E = 101.2595 V/m ; H = 103.4974 A/m]

File Option Settings

	Comm	Serial Number	Comment	Last link time	Battery	E V/m	H A/m	Enabled
1	1	1234567800	Station1	14:29:15 22/09/2023	4.02 V	101.2595	103.4974	✓
2	3		Station2					
3	2		Station3					
4	2		Station4					
5	3		Station5					
6	6							
7	7							
8	8							
9	9							
10	10							
11	11							
12								

Station: 1234567800 Reading : 1 Frequency: 1 MHz; [E = 101.2595 V/m ; H = 103.4974 A/m]

Remaining Time: 00:00:59 (Table Mode)

Stop Frequency Table Table Scan Undo Please Wait for Polling Time Exit

The 8063SW02 software is a control program fully integrated into the system that enables changing setting, querying and monitoring all the installed units.

Specifications

AMS-8063 Selective Area Monitor	
Frequency range	9 kHz to 30 MHz
Measurement range	0.1 to 1000 V/m (from 9 kHz to 30 MHz) 0.03 to 300 A/m (from 9 kHz to 3 MHz) - Mode A* 0.003 to 30 A/m (from 300 kHz to 30 MHz) - Mode B*
Resolution	0.01 V/m, 0.1 mA/m
Sensitivity	0.01 V/m (depending on the RBW filter)
Measurement units	V/m, A/m
Measured field	Electric and magnetic
Storing interval	Table mode: selectable from 1 to 1440 minutes Spectrum mode → selectable 10, 15, 30 minutes or 1, 2, 3, 4, 5, 6, 12, 24 Hours or exceeding threshold setting
Functions	Spectrum Mode; Frequency Table, AVG, RMS
Communication	Wireless LAN 802.11b 2.4 GHz (AMS-8063/00), RS 232 (AMS-8063/01), Optical Fiber (AMS-8063/02)
Battery pack	Backup sealed Pb rechargeable battery, 12 V 32 Ah
Solar panels	2 x 40W 17.5V (AMS-8063/00 and AMS-8063/01 only)
Consumption	4W
External power supply	100-220 V, 50/60 Hz to 24 VDC, 1.25A
Autonomy with batteries only	> 48 Hours
Recharge time	> 12 Hours with external power supply
Operating temperature	-20 °C to +55 °C
Protection grade	IP54
Overall dimensions (L x H x D)	1480 x 1100 x 715 mm (AMS-8063/00 and AMS-8063/01); 1480 x 660 x 600 mm (AMS-8063/02)
Weight approx.	35 kg (AMS-8063/00 and AMS-8063/01) - 27 kg (AMS-8063/02)
Country of origin	Italy

* Mode A and Mode B cannot be used at the same time

Ordering Information

Remote stations	
Area Monitor station powered by solar panel, back-up battery and Wi-Fi serial converter* Including <ul style="list-style-type: none"> - Battery pack - 8063-shutter - Wi-Fi serial converter - FO-8053/1 optical fiber (1 m) - Radome - AC/DC power supply and charger - Operating Manual - Certificate of Calibration - 8063-SW-02 Area Monitor Remote and Control SW - Fiber Glass Mast including Mast, Base, Ballast Bags, Tool Kit and Solar Panel for battery recharging 	AMS-8063/00
Area Monitor station powered by solar panel, back-up battery and RS232 Including <ul style="list-style-type: none"> - Battery pack - 8063-shutter - USB/RS232 serial converter with RS232 cable (2 m) - FO-8053/1 optical fiber (1 m) - Radome - AC/DC power supply and charger - Operating Manual - Certificate of Calibration - 8063-SW-02 Area Monitor Remote and Control SW - Fiber Glass Mast including Mast, Base, Ballast Bags, Tool Kit and Solar Panel for battery recharging 	AMS-8063/01
Area Monitor station powered by power supply with back-up battery and optical serial converter** Including <ul style="list-style-type: none"> - Battery pack - 8063-shutter - Optical serial converter - FO-8063/02 external cable (5 m) - FO-8053/1 optical fiber (1 m) - Radome - AC/DC power supply and charger - Operating Manual - Certificate of Calibration - 8063-SW-02 Area Monitor Remote and Control SW - Fiber Glass Mast including Mast, Base, Ballast Bags, Tool Kit 	AMS-8063/02
Optional accessory	
AMS-8063/WMK - Wall mounting Kit adapter	650.800.016
AMS-8063/02 Interface box (available only for AMS-8063/02)**	650.000.292

* A Wi-Fi access point is required for operation

** The interface box is essential for connecting the area monitor unit to the computer and can manage from 1 up to 5 AMS-8063/02 stations.

Narda Safety Test Solutions GmbH
Sandwiesenstrasse 7
72793 Pfullingen, Germany
Phone: +49 7121 9732-0
info@narda-sts.com

Narda Safety Test Solutions
North America Representative Office
435 Moreland Road
Hauppauge, NY11788, USA
Phone: +1 631 231-1700
info@narda-sts.com

Narda Safety Test Solutions Srl
Via Benessea 29/B
17035 Cisano sul Neva (SV) - Italy
Phone: +39 0182 58641
nardait.support@narda-sts.it

Narda Safety Test Solutions GmbH
Beijing Representative Office
Xiyuan Hotel, No.1 Sanlihe Road, Haidian
100044 Beijing, China
Phone: +86 10 6830 5870
support@narda-sts.cn

www.narda-sts.com

® Names and Logo are registered trademarks of Narda Safety Test Solutions GmbH – Trade names are trademarks of the owners.