



## Operating Instructions

863 Valley View Road, Eighty Four, PA 15330 USA  
Tel: 724-941-9701 Fax: 724-941-1369 e-mail: skctech@skcinc.com

### SKC Preloaded Disposable Parallel Particle Impactors (PPI)

The patented<sup>†</sup> impaction-based SKC Disposable Parallel Particle Impactor (PPI) Samplers are designed to match precisely the collection efficiency curves for respirable and thoracic dust specified by ISO/CEN 7708:1995 and adopted by ACGIH, CEN, and other occupational hygiene organizations. The performance of the respirable PPI samplers also meets the specifications in the 2013 OSHA Notice of Proposed Rule Making (NPRM) for respirable crystalline silica. The thoracic model meets the requirements of NIOSH Method 5524 for metalworking fluids and compounds with ACGIH<sup>®</sup> thoracic TLV<sup>®</sup>s. Disposable PPI Samplers offer the convenience of single use to eliminate sampler assembly and cleaning; small size for worker comfort, even under helmets or other PPE; and a choice of flow rates for maximum flexibility in pump options, sample duration, and contaminant concentration. **These instructions are for PPI models pre-assembled with filter, support, and impaction substrates.** Preloaded Disposable PPI are ideal for chemical analysis.



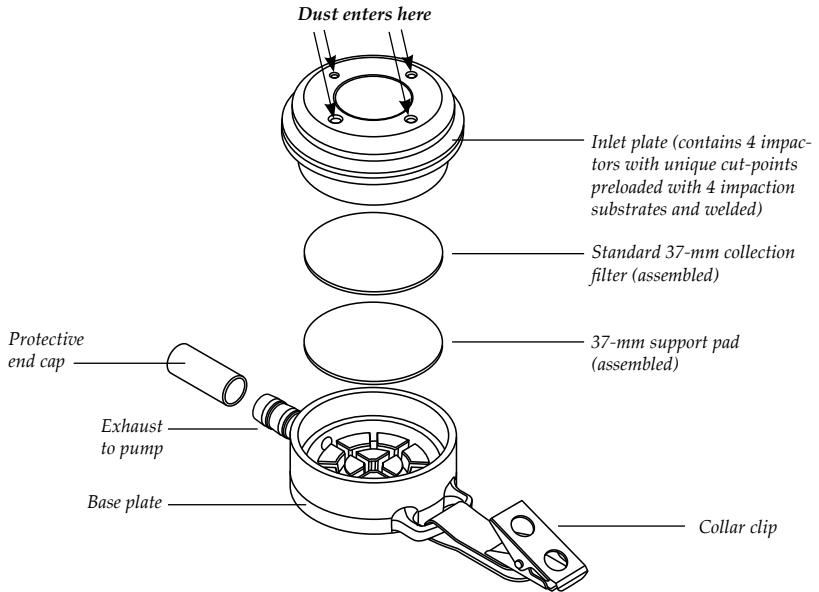
<sup>†</sup> U.S. Patent No. 7,073,402

### Performance Profile

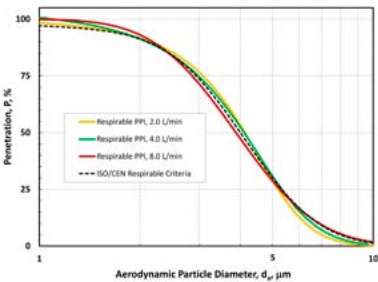
|                       |  |
|-----------------------|--|
| <b>Sampling Rate:</b> | 2 L/min respirable or thoracic, 4 or 8 L/min respirable  |
| <b>Sample Pump:</b>   | <ul style="list-style-type: none"><li>• Universal XR or AirChek<sup>®</sup> Series for 2 and 4 L/min</li><li>• Leland Legacy for 8 L/min</li></ul>   |
| <b>Sample Time:</b>   | <i>Dependent on method used</i>  |
| <b>Sample Media:</b>  | <i>Respirable models:</i> 37-mm, 5.0- $\mu$ m PVC filter and cellulose support pad<br><i>Thoracic model:</i> 37-mm, 0.8- $\mu$ m MCE filter and cellulose support pad or 37-mm Quartz filter and cellulose support pad |
| <b>Impaction</b>      |  |
| <b>Substrate:</b>     | Four 3/8-in diameter pre-oiled porous plastic discs<br><i>(assembled in all Disposable PPIs)</i>   |
| <b>Analysis:</b>      | Chemical   |
| <b>Body Material:</b> | Conductive ABS plastic   |
| <b>Dimensions:</b>    |  |
| <b>Height:</b>        | 4.25 in (10.8 cm) - clip to exhaust  |
| <b>Diameter:</b>      | 1.8 in (4.6 cm)  |
| <b>Depth:</b>         | 1.2 in (3 cm)  |
| <b>Weight:</b>        | 1.1 oz (31.2 gm)   |
| <b>Shelf-life:</b>    | One year from date of manufacture  |

# Principle of Operation

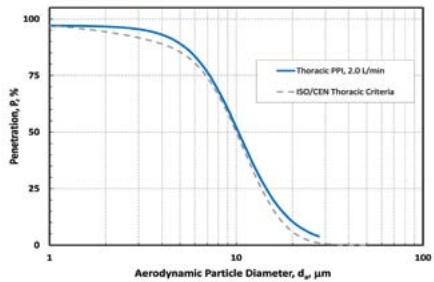
SKC Disposable PPI Samplers are impaction-based filter samplers that perform precise size-selection for either thoracic or respirable dust, depending on the model. PPI Samplers contain four small impactors in the inlet section of the device. Each impactor features a unique 50% cut-point to target a specific one-quarter segment of the ISO/CEN curve resulting in a precise fit along the entire curve. A sample pump operating at 2, 4, or 8 L/min (2 L/min only for thoracic) pulls air through the inlet nozzle of each impactor in the inlet plate. Particles larger than each impactor's 50% cut-point are scrubbed and retained by impaction onto the porous oiled impaction substrate contained in each impactor. Smaller particles continue to the standard 37-mm collection filter for analysis.



# PPI Performance



Collection efficiency of the 2, 4, and 8 L/min respirable PPI Samplers compared to the ISO respirable curve



Collection efficiency of the 2 L/min thoracic PPI Sampler compared to the ISO thoracic convention

## Sampler Preparation

SKC Preloaded Disposable PPIs are supplied assembled and ready to use.

1. Remove shrink wrap.



2. Write sample ID on sampling label. Adhere sampling label to **bottom** of base plate.



3. Remove protective cap from exhaust.

## Calibration and Sampling



*As the particle load on the filter increases during sampling, the pressure drop will also increase. Therefore, use a compensating sample pump such as the AirChek Series or Leland Legacy depending on flow rate requirements.*

### Calibration


#### *Option 1: Using the Calibration Adapter*

Calibrate the pump flow rate with a representative Preloaded Disposable PPI sampler. *See pump and calibrator operating instructions.*

1. Ensure the pump has run for 5 minutes before calibrating.
2. Ensure representative impactor is loaded with a support and collection filter and that it is fully assembled (*see Sampler Preparation above*).
3. Align the bottom of the calibration adapter with the inlet plate of an assembled, loaded representative Disposable PPI and press down firmly until the calibration adapter's O-ring is engaged and creates an even seal.
4. Use flexible tubing to connect the exhaust of the Disposable PPI to the inlet of a sample pump.
5. Use flexible tubing to connect the inlet of the calibration adapter to the suction port (outlet) of a primary standard calibrator.

6. Calibrate to 2 L/min for the 2 L/min respirable and thoracic model PPIs, 4 L/min for the 4 L/min respirable model, or 8 L/min for the 8 L/min respirable model. Follow the calibration instructions in the pump and calibrator operating instructions.
7. When calibration is completed, disconnect the tubing from the calibrator and calibration adapter.
8. Grasp the Disposable PPI with one hand and the calibration adapter with the other hand. Firmly pull/twist to remove the calibration adapter from the Disposable PPI inlet plate.
9. Replace the representative Disposable PPI used to set the flow with a new loaded Disposable PPI for sample collection.

**!** **Caution:** Using excessive pressure to seal the calibration adapter to the Disposable PPI may make the calibration adapter difficult to remove.



### **Option 2: Calibration Without an Adapter**

*This calibration option is recommended when using a Defender primary standard calibrator to calibrate personal air sample pumps for size-selective particulate sampling using particulate samplers that do not have a calibration adapter.*

1. Use a length of flexible tubing to attach the inlet of the sample pump to the suction port of a Defender calibrator.
2. Use the shortest length of tubing possible to attach the outlet of the Disposable PPI sampler to the pressure port of the Defender.
3. Set the Defender to take at least 20 flow measurements in order to average out the flow variations caused by direct connection of the pump to the calibrator. See *calibrator operating instructions for details*.



## Sampling

1. As per good industrial hygiene practice, replace representative sampler used for calibration with a new, unused preloaded sampler.
2. Record sample start time on label.
3. Clip Disposable PPI onto a worker's collar or lapel in the breathing zone or in the area to be sampled.
4. Clip sample pump at the worker's waist or close to the Disposable PPI.
5. Use flexible tubing to attach the Disposable PPI exhaust to the inlet of the sample pump.
6. Turn on pump and record pertinent sample data.
7. After the desired sample time has elapsed, turn off the pump and unclip sampler from sampling location.
8. Apply Post-use label to inlet plate to seal the sampler.
9. Record sample stop time on label on the bottom of sampler.
10. Disconnect sampler from pump and reinstall protective end cap to the exhaust.
11. Reinstall calibration train with representative Disposable PPI and verify flow rate (*see Calibration*).



# Sample Transport and Analysis

Package and transport samples and blanks to an accredited laboratory for gravimetric or chemical analysis.

## References

*Trakumas, S., Hall, P., Personal Respirable Sampler Containing Four Impactors Arranged in Parallel, Abstracts of 23rd Annual AAAR Conference, Atlanta, GA, 2004, p. 78*

*Trakumas, S., Salter, E., "Parallel Particle Impactor - Novel Size-selective Particle Sampler for Accurate Fractioning of Inhalable Particles," Journal of Physics: Conference Series 151 (2009), 16 pp., 012060, [www.skinc.com/instructions/Parallel Particle Impactor Paper.pdf](http://www.skinc.com/instructions/Parallel%20Particle%20Impactor%20Paper.pdf)*

Reference 2 is an author-created, un-copyrighted version of an article accepted for publication in the Journal of Physics; Conference Series 151. IOP Publishing Ltd. is not responsible for any errors or omissions in this version of the manuscript or any version derived from it. The definitive publisher authenticated version is available online. Go to <http://dx.doi.org>, enter doi: 10.1088/1742-6596/151/1/012060.

*Trakumas, S., "High-flow Personal Respirator Dust Sampler for Increased Sensitivity," Poster 261, AIHce 2010, Denver, CO*

*Trakumas, S., "High-flow Personal Sampler to Monitor Exposure to Respirable Crystalline Silica at New Lower TLV," IOHA 2010 8th Conference Book of Abstracts, Rome, p. 59*

*Trakumas, S., Salter, E., "High-Flow Personal Sampler to Monitor Exposure to Respirable Crystalline Silica at New Lower TLV" PowerPoint Presentation*

2013 OSHA Notice of Proposed Rule Making (NPRM), <https://www.osha.gov/silica/nprm.pdf>

ISO 7708:1995 (2008), *Air Quality — Particle Size Fraction Definitions for Health-related Sampling*, [www.iso.org](http://www.iso.org), search on 7708

## Ordering Information

| <b>Preloaded Disposable Plastic PPI Samplers, select the PPI for the desired convention. Designed for one-time use.</b>                                       | <b>Cat. No.</b> |
|---|-----------------|
| <b>Preloaded Disposable PPI Samplers</b> contain four porous plastic disc impaction substrates,* one 37-mm collection filter, and one 37-mm cellulose support |                 |
| <b>Respirable PPI (red)</b> , 8 L/min, plastic, 5.0- $\mu$ m PVC filter   | <b>225-3841</b> |
| <b>Respirable PPI (orange)</b> , 4 L/min, plastic, 5.0- $\mu$ m PVC filter  | <b>225-3871</b> |
| <b>Respirable PPI (gold)</b> , 2 L/min, plastic, 5.0- $\mu$ m PVC filter  | <b>225-3851</b> |
| <b>Thoracic PPI (blue)</b> , 2 L/min, plastic, 0.8- $\mu$ m MCE filter  | <b>225-3861</b> |
| <b>Thoracic PPI (blue)</b> , 2 L/min, plastic, Quartz filter  | <b>225-3862</b> |
| <b>Accessory</b>  |                 |
| <b>Calibration Adapter for Disposable PPI</b>   | <b>225-389</b>  |

\* Limited shelf-life

*For non-preloaded disposable PPI for gravimetric determinations or reusable aluminum PPI Samplers, visit [www.skcinc.com/prod/225-380.asp](http://www.skcinc.com/prod/225-380.asp).*

## SKC Limited Warranty and Return Policy

SKC products are subject to the SKC Limited Warranty and Return Policy, which provides SKC's sole liability and the buyer's exclusive remedy. To view the complete SKC Limited Warranty and Return Policy, go to <http://www.skcinc.com/warranty.asp>.

**[www.skcinc.com](http://www.skcinc.com)**

*Form 38056 Rev 1508*